

MAYOR  
Miguel A. Pulido  
MAYOR PRO TEM  
Juan Villegas  
COUNCILMEMBERS  
Phil Bacerra  
Nelida Mendoza  
David Penaloza  
Vicente Sarmiento  
Jose Solorio



CITY MANAGER  
Kristine Ridge  
CITY ATTORNEY  
Sonia R. Carvalho  
CLERK OF THE COUNCIL  
Daisy Gomez

## CITY OF SANTA ANA

### Planning and Building Agency

20 Civic Center Plaza • P.O. Box 1988  
Santa Ana, California 92702  
[www.santa-ana.org/pba](http://www.santa-ana.org/pba)

June 10, 2020

Also sent via email to: [awashburn@nationalcore.org](mailto:awashburn@nationalcore.org)

Alexa Washburn  
National Community Renaissance of California  
9421 Haven Avenue  
Rancho Cucamonga, CA 91730

Subject: *Revised Letter* – Site Addresses for New Mixed-Use Project (“Legacy Square”) at 301 East Santa Ana Boulevard in Santa Ana (formerly 609 and 615 North Spurgeon Street and 317 and 319 East Santa Ana Boulevard)

Dear Ms. Washburn:

The City of Santa Ana Planning & Building Agency is the responsible agency for legal addressing within the City of Santa Ana’s jurisdiction. This letter confirms the existence of the addresses for the mixed-use project at 301 East Santa Ana Boulevard in Santa Ana (formerly 609 and 615 North Spurgeon Street and 317 and 319 East Santa Ana Boulevard). The addresses and floor plans are contained within Exhibits A and B. Please note that property owner(s) information and/or Assessor Parcel Number(s) on the list may be subject to change or updates as received information is received by the City.

Please update your records accordingly. You may contact me by phone at (714) 667-2790 or by email at [PGomez@santa-ana.org](mailto:PGomez@santa-ana.org) if I can answer any questions.

Sincerely,

Pedro Gomez, AICP  
Associate Planner

Attachments:

- A. Address List
- B. Site Plan

PG:

M:\Addressing\Legacy Square - 301 E. Santa Ana Blvd\Final\Revised\ Addressing Legacy Square - 301 E. Santa Ana Blvd

SANTA ANA CITY COUNCIL

c:

Dale Feeney, United States Post Office  
Lou Montalvo, United States Post Office  
Postmaster Santa Ana, United States Post Office  
Federal Express, Administration  
Joe R. Lopez, Santa Ana Unified School District  
Jonathan Hobbs, Orange County Fire Authority (OCFA) - [jhobbs@santa-ana.org](mailto:jhobbs@santa-ana.org)  
Orange County Fire Authority – [sourcenotification@ocfa.org](mailto:sourcenotification@ocfa.org)  
Mark Paszkiewicz, Registrar of Voters  
Members, Board of Supervisors  
Southern California Gas Company  
Southern California Edison Company  
Sherry McCall, County Assessor's Office  
SAG, AT&T – [SLICMAILBOX@att.com](mailto:SLICMAILBOX@att.com)  
UPS, Administration  
City Manager's Office  
Bill McGovern, Police Community Services Specialist  
Boris Duran, Police Systems Manager  
Karen Leyde, Police Communications Manager  
Chris Hubbard, Police Systems Support Analyst  
Monica Chairez, Customer Service Representative, Lead  
Mirella Vargas, Customer Service Representative  
Housing & Neighborhood Development Manager  
Taig Higgins, Principal Civil Engineer  
Jason Kwak, Acting Building Safety Manager  
Evelyn LaRocca, Permit Supervisor  
Kathy Hernandez, Permit Technician  
Julie Amsden, Permit Technician  
Vince Fregoso, Planning Manager  
Verny Carvajal, Principal Planner  
Alvaro Nunez, Code Enforcement Manager

SANTA ANA CITY COUNCIL

**PROJECT NAME: LEGACY SQUARE APARTMENTS**

**PRIMARY BUILDING ADDRESS: 301 EAST SANTA ANA BOULEVARD**

*Highlighted Unit #'s for internal City addressing only.*

*All other addressing for internal complex identification.*

**Room Schedule / UNIT NUMBERS**

UNIT NUMBER	UNIT NAME	LEVEL	~ NET AREA
P1	PARKING	LEVEL 1 - PARKING	37,454 SF
100-A	BACK OF HOUSE	LEVEL 1 - PARKING	4,660 SF
100	LEASING OFFICE	LEVEL 1 - PARKING	501 SF
100-A	CONF./OFFICE	LEVEL 1 - PARKING	149 SF
100-B	STORAGE	LEVEL 1 - PARKING	81 SF
100-C	RESTROOM	LEVEL 1 - PARKING	52 SF
102	LOBBY	LEVEL 1 - PARKING	358 SF
103	ELEV. ROOM	LEVEL 1 - PARKING	43 SF
104	MAIL ROOM	LEVEL 1 - PARKING	210 SF
109	UNIT 3B	LEVEL 1 - PARKING	1,023 SF
111	UNIT 2B	LEVEL 1 - PARKING	761 SF
113	UNIT 2B	LEVEL 1 - PARKING	761 SF
115	UNIT 2B	LEVEL 1 - PARKING	761 SF
117	UNIT 2B	LEVEL 1 - PARKING	761 SF
119	UNIT 3B	LEVEL 1 - PARKING	1,023 SF
131	UNIT 3B	LEVEL 1 - PARKING	1,018 SF
133	UNIT 2B	LEVEL 1 - PARKING	761 SF
135	UNIT 2B	LEVEL 1 - PARKING	754 SF
139	UNIT 3B	LEVEL 1 - PARKING	1,023 SF
141	COMMUNITY ROOM	LEVEL 1 - PARKING	3,038 SF
141-1	OFFICE #1	LEVEL 1 - PARKING	151 SF
141-2	OFFICE #2	LEVEL 1 - PARKING	151 SF
141-3	OFFICE #3	LEVEL 1 - PARKING	138 SF
141-C	STORAGE	LEVEL 1 - PARKING	128 SF
141-D	JAN.	LEVEL 1 - PARKING	10 SF
141-E	RR #1	LEVEL 1 - PARKING	53 SF
141-F	RR #2	LEVEL 1 - PARKING	53 SF
A	MIX-USE SPACE	LEVEL 1 - PARKING	1,504 SF
E1	ELEC. RM - MAIN	LEVEL 1 - PARKING	723 SF
E2	ELEC. ROOM	LEVEL 1 - PARKING	225 SF
ELEV.1	ELEVATOR	LEVEL 1 - PARKING	58 SF
F	FIRE PUMP	LEVEL 1 - PARKING	244 SF
G	GENERATOR	LEVEL 1 - PARKING	264 SF
M	MPOE	LEVEL 1 - PARKING	99 SF
S1	BIKE STORAGE	LEVEL 1 - PARKING	781 SF
S2	STORAGE	LEVEL 1 - PARKING	417 SF

S101	STAIR #1	LEVEL 1 - PARKING	235 SF
S102	STAIR #2	LEVEL 1 - PARKING	235 SF
S103	STAIR #3	LEVEL 1 - PARKING	235 SF
S104	STAIR #4	LEVEL 1 - PARKING	214 SF
T100	TRASH	LEVEL 1 - PARKING	594 SF
W	WATER PUMP	LEVEL 1 - PARKING	82 SF
201	UNIT 1A-3	LEVEL 2 - PODIUM	580 SF
203	UNIT 1A-2	LEVEL 2 - PODIUM	583 SF
205	UNIT 3A-4	LEVEL 2 - PODIUM	1,038 SF
206	UNIT 2A-FW1	LEVEL 2 - PODIUM	754 SF
208	UNIT 1A-FW	LEVEL 2 - PODIUM	551 SF
209	UNIT 3A-3	LEVEL 2 - PODIUM	1,050 SF
210	UNIT 3A	LEVEL 2 - PODIUM	1,048 SF
211	UNIT 2A-2	LEVEL 2 - PODIUM	775 SF
213	UNIT 2A-2	LEVEL 2 - PODIUM	775 SF
215	UNIT 2A-2	LEVEL 2 - PODIUM	775 SF
217	UNIT 2A	LEVEL 2 - PODIUM	766 SF
218	UNIT 3A	LEVEL 2 - PODIUM	1,029 SF
219	UNIT 3A-3	LEVEL 2 - PODIUM	1,050 SF
220	UNIT 2A	LEVEL 2 - PODIUM	753 SF
222	UNIT 3A	LEVEL 2 - PODIUM	1,048 SF
223	UNIT 2A-1	LEVEL 2 - PODIUM	747 SF
224	UNIT 1A-6	LEVEL 2 - PODIUM	541 SF
225	UNIT 3A-1	LEVEL 2 - PODIUM	1,030 SF
226	UNIT 2A-FW2	LEVEL 2 - PODIUM	778 SF
227	UNIT 1A-1	LEVEL 2 - PODIUM	510 SF
229	UNIT 1A	LEVEL 2 - PODIUM	522 SF
231	UNIT 3A	LEVEL 2 - PODIUM	1,026 SF
232	UNIT 1A-6	LEVEL 2 - PODIUM	534 SF
233	UNIT 2A	LEVEL 2 - PODIUM	753 SF
234	UNIT 1A-7	LEVEL 2 - PODIUM	541 SF
235	UNIT 2A-2	LEVEL 2 - PODIUM	775 SF
236	UNIT 2A	LEVEL 2 - PODIUM	771 SF
238	UNIT 2A	LEVEL 2 - PODIUM	758 SF
239	UNIT 3A-2	LEVEL 2 - PODIUM	1,059 SF
241	UNIT 1A-5	LEVEL 2 - PODIUM	564 SF
243	UNIT 1A-4	LEVEL 2 - PODIUM	558 SF
245	OFFICE	LEVEL 2 - PODIUM	620 SF
250	IDF	LEVEL 2 - PODIUM	49 SF
251	IDF	LEVEL 2 - PODIUM	76 SF
252	JAN.	LEVEL 2 - PODIUM	38 SF
C200	COURTYARD	LEVEL 2 - PODIUM	14,205 SF
C201	CORRIDOR #1	LEVEL 2 - PODIUM	5,070 SF
C202	CORRIDOR #2	LEVEL 2 - PODIUM	3,053 SF
C202	CORRIDOR #2	LEVEL 2 - PODIUM	976 SF
ELEV.2	ELEVATOR	LEVEL 2 - PODIUM	58 SF
L200	LAUNDRY	LEVEL 2 - PODIUM	287 SF
S201	STAIR #1	LEVEL 2 - PODIUM	233 SF

S202	STAIR #2	LEVEL 2 - PODIUM	241 SF
S203	STAIR #3	LEVEL 2 - PODIUM	233 SF
T200	TRASH	LEVEL 2 - PODIUM	50 SF
301	UNIT 1A-1	LEVEL 3	580 SF
303	UNIT 1A-1	LEVEL 3	583 SF
305	UNIT 3A-4	LEVEL 3	1,038 SF
306	UNIT 2A-FW1	LEVEL 3	772 SF
308	UNIT 1A-FW	LEVEL 3	551 SF
310	UNIT 3A	LEVEL 3	1,048 SF
311	UNIT 2A-2	LEVEL 3	775 SF
313	UNIT 2A-2	LEVEL 3	775 SF
315	UNIT 2A-2	LEVEL 3	775 SF
317	UNIT 2A	LEVEL 3	766 SF
318	UNIT 3A	LEVEL 3	1,029 SF
320	UNIT 2A	LEVEL 3	753 SF
322	UNIT 3A	LEVEL 3	1,048 SF
323	UNIT 2A-1	LEVEL 3	752 SF
324	UNIT 1A	LEVEL 3	541 SF
325	UNIT 3A-1	LEVEL 3	1,038 SF
326	UNIT 2A-FW2	LEVEL 3	778 SF
327	UNIT 1A-1	LEVEL 3	525 SF
329	UNIT 1A	LEVEL 3	522 SF
332	UNIT 1A	LEVEL 3	541 SF
333	UNIT 2A	LEVEL 3	753 SF
334	UNIT 1A	LEVEL 3	541 SF
335	UNIT 2A-2	LEVEL 3	775 SF
336	UNIT 2A	LEVEL 3	771 SF
338	UNIT 2A	LEVEL 3	758 SF
339	UNIT 3A-2	LEVEL 3	1,059 SF
341	UNIT 1A-1	LEVEL 3	564 SF
343	UNIT 1A-1	LEVEL 3	558 SF
345	MAINTENANCE	LEVEL 3	620 SF
350	IDF	LEVEL 3	49 SF
351	IDF	LEVEL 3	76 SF
352	JAN.	LEVEL 3	38 SF
353	STORAGE	LEVEL 3	48 SF
C301	CORRIDOR #1	LEVEL 3	4,622 SF
C302	CORRIDOR #2	LEVEL 3	4,643 SF
ELEV.3	ELEVATOR	LEVEL 3	58 SF
L300	LAUNDRY	LEVEL 3	287 SF
S301	STAIR #1	LEVEL 3	233 SF
S302	STAIR #2	LEVEL 3	241 SF
S303	STAIR #3	LEVEL 3	233 SF
T300	TRASH	LEVEL 3	50 SF
401	UNIT 1A-1	LEVEL 4	580 SF
403	UNIT 1A-1	LEVEL 4	583 SF
405	UNIT 3A-4	LEVEL 4	1,038 SF
406	UNIT 2A-FW	LEVEL 4	772 SF

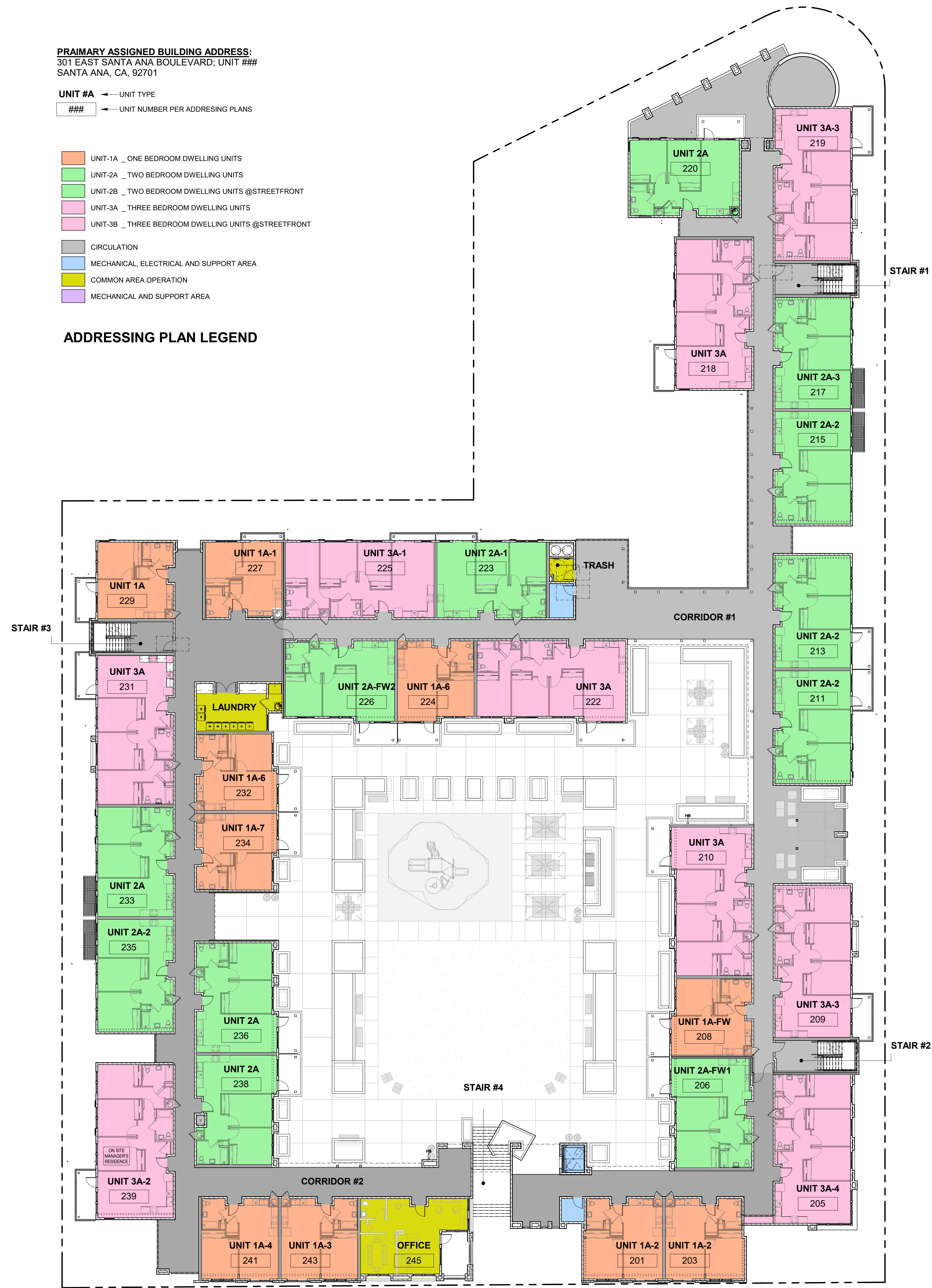
408	UNIT 1A	LEVEL 4	551 SF
410	UNIT 3A	LEVEL 4	1,048 SF
415	UNIT 2A-2	LEVEL 4	775 SF
417	UNIT 2A	LEVEL 4	766 SF
418	UNIT 3A	LEVEL 4	1,029 SF
422	UNIT 3A	LEVEL 4	1,048 SF
423	UNIT 2A-1	LEVEL 4	752 SF
424	UNIT 1A	LEVEL 4	541 SF
425	UNIT 3A-1	LEVEL 4	1,038 SF
426	UNIT 2A-FW2	LEVEL 4	778 SF
427	UNIT 1A-1	LEVEL 4	525 SF
429	UNIT 1A	LEVEL 4	522 SF
432	UNIT 1A	LEVEL 4	541 SF
433	UNIT 2A	LEVEL 4	753 SF
434	UNIT 1A	LEVEL 4	541 SF
435	UNIT 2A-2	LEVEL 4	775 SF
436	UNIT 2A	LEVEL 4	771 SF
438	UNIT 2A	LEVEL 4	758 SF
441	UNIT 1A-1	LEVEL 4	564 SF
443	UNIT 1A-1	LEVEL 4	558 SF
445	OFFICE	LEVEL 4	620 SF
450	IDF	LEVEL 4	49 SF
451	IDF	LEVEL 4	76 SF
452	JAN.	LEVEL 4	38 SF
C401	CORRIDOR #1	LEVEL 4	4,291 SF
C402	CORRIDOR #2	LEVEL 4	4,849 SF
ELEV.4	ELEVATOR	LEVEL 4	58 SF
L400	LAUNDRY	LEVEL 4	287 SF
S401	STAIR #1	LEVEL 4	233 SF
S402	STAIR #2	LEVEL 4	241 SF
S403	STAIR #3	LEVEL 4	233 SF
T400	TRASH	LEVEL 4	50 SF

PRIMARY ASSIGNED BUILDING ADDRESS:  
301 EAST SANTA ANA BOULEVARD, UNIT ###  
SANTA ANA, CA, 92701

UNIT #A UNIT TYPE  
### UNIT NUMBER PER ADDRESSING PLANS

- UNIT-1A \_ ONE BEDROOM DWELLING UNITS
- UNIT-2A \_ TWO BEDROOM DWELLING UNITS
- UNIT-2B \_ TWO BEDROOM DWELLING UNITS @STREETFRONT
- UNIT-3A \_ THREE BEDROOM DWELLING UNITS
- UNIT-3B \_ THREE BEDROOM DWELLING UNITS @STREETFRONT
- CIRCULATION
- MECHANICAL, ELECTRICAL AND SUPPORT AREA
- COMMON AREA OPERATION
- MECHANICAL AND SUPPORT AREA

**ADDRESSING PLAN LEGEND**



2 ADDRESSING PLAN - LEVEL 2  
1/16" = 1'-0"



1 ADDRESSING PLAN - LEVEL 1  
1/16" = 1'-0"

THINK CONTEXT

# LEGACY SQUARE

A P A R T M E N T



CLIENT:  
NATIONAL COMMUNITY RENAISSANCE  
  
301 EAST SANTA ANA BOULEVARD  
SANTA ANA, CA, 92701

DATE ISSUED: 05/22/2020  
PROJECT NO: 2018-40109  
SCALE: 1/16" = 1'-0"

SHEET NUMBER: P-20.1  
ADDRESSING PLAN - LEVEL 1  
AND LEVEL 2



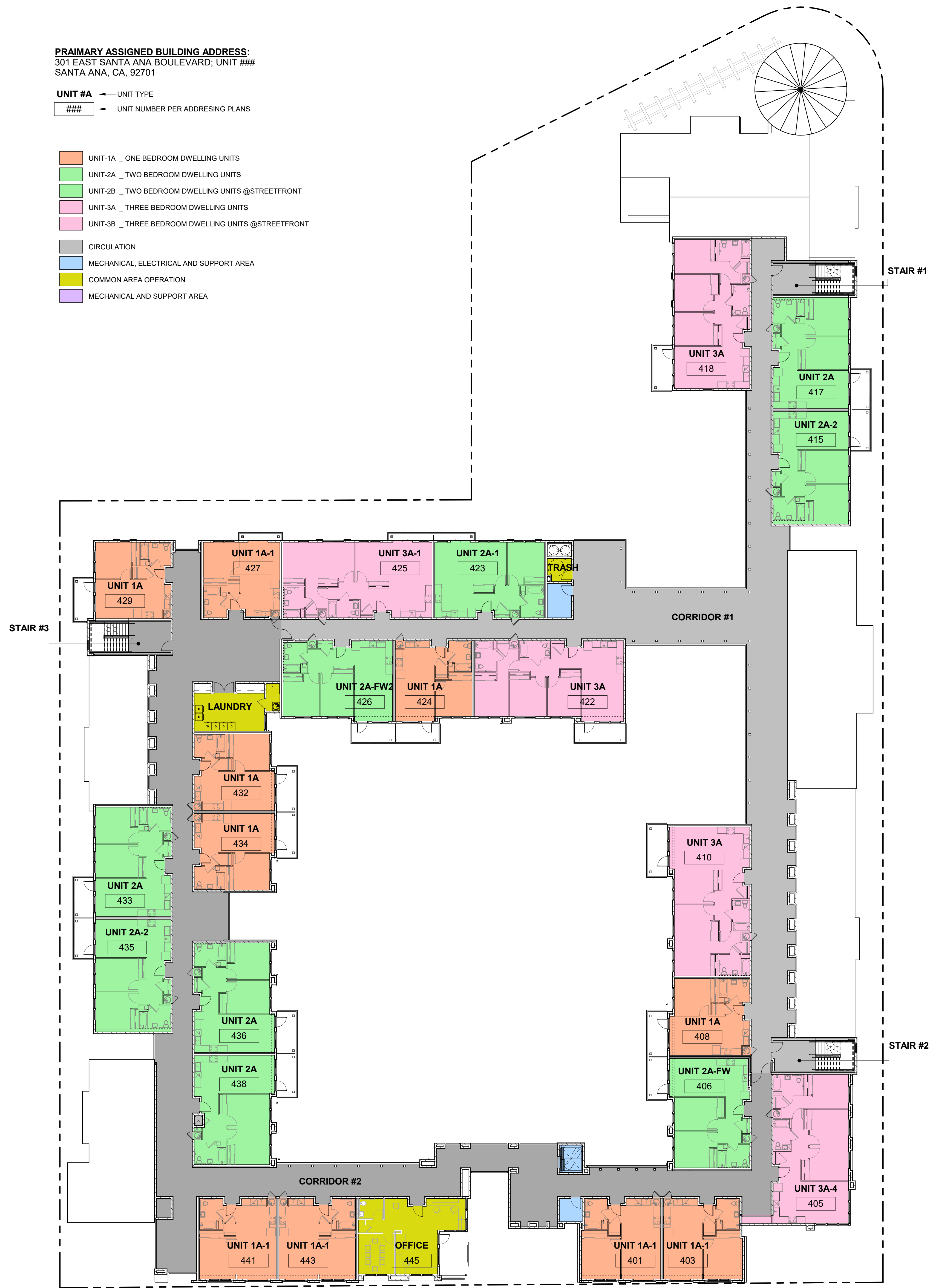
ARCHITECTS

THIS DOCUMENT CONTAINS INFORMATION PROPRIETARY TO SVA ARCHITECTS, INC. AND IS FURNISHED IN CONFIDENCE FOR THE LIMITED PURPOSE OF EVALUATION, BIDDING OR REVIEW. THIS DOCUMENT OR ITS CONTENTS MAY NOT BE REPRODUCED OR DISSEMINATED TO OTHERS WITHOUT WRITTEN CONSENT OF SVA ARCHITECTS, INC. ALL RIGHTS RESERVED. COPYRIGHT 2020

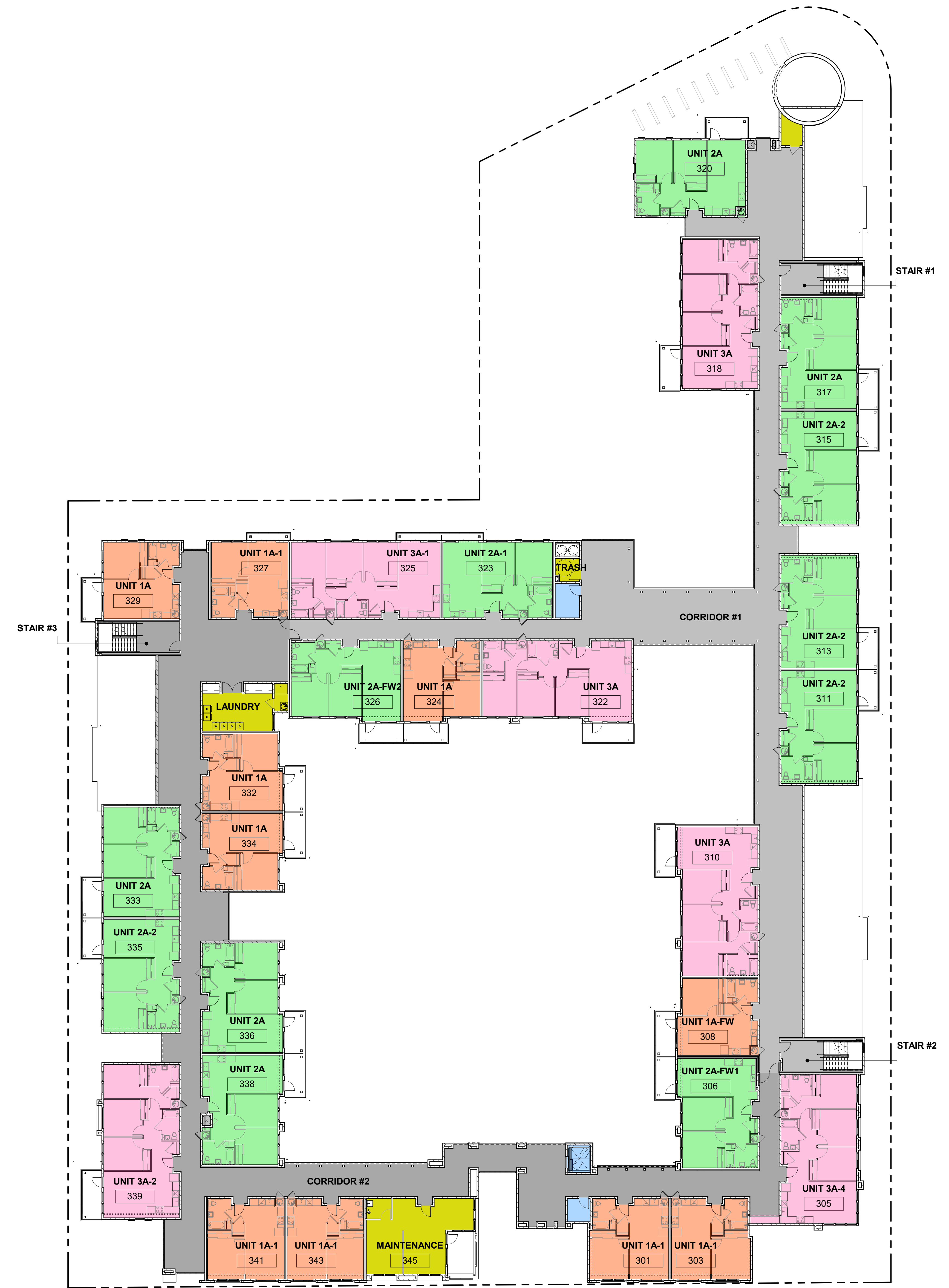
PRIMARY ASSIGNED BUILDING ADDRESS:  
301 EAST SANTA ANA BOULEVARD, UNIT ###  
SANTA ANA, CA, 92701

UNIT #A → UNIT TYPE  
### → UNIT NUMBER PER ADDRESSING PLANS

- UNIT-1A \_ ONE BEDROOM DWELLING UNITS
- UNIT-2A \_ TWO BEDROOM DWELLING UNITS
- UNIT-2B \_ TWO BEDROOM DWELLING UNITS @STREETFRONT
- UNIT-3A \_ THREE BEDROOM DWELLING UNITS
- UNIT-3B \_ THREE BEDROOM DWELLING UNITS @STREETFRONT
- CIRCULATION
- MECHANICAL, ELECTRICAL AND SUPPORT AREA
- COMMON AREA OPERATION
- MECHANICAL AND SUPPORT AREA



④ ADDRESSING PLAN - LEVEL 4  
1/16" = 1'-0"



③ ADDRESSING PLAN - LEVEL 3  
1/16" = 1'-0"

THINK CONTEXT

# LEGACY SQUARE

A P A R T M E N T



CLIENT:  
NATIONAL COMMUNITY RENAISSANCE  
  
301 EAST SANTA ANA BOULEVARD  
SANTA ANA, CA, 92701

DATE ISSUED: 05/22/2020  
PROJECT NO: 2018-40109  
SCALE: 1/16" = 1'-0"  
SHEET NUMBER: P-20.2  
ADDRESSING PLAN - LEVEL 3  
AND LEVEL 4



ARCHITECTS

THIS DOCUMENT CONTAINS INFORMATION PROPRIETARY TO SVA ARCHITECTS, INC. AND IS FURNISHED IN CONFIDENCE FOR THE LIMITED PURPOSE OF EVALUATION, BIDDING OR REVIEW. THIS DOCUMENT OR ITS CONTENTS MAY NOT BE REPRODUCED OR DISCLOSED TO OTHERS WITHOUT WRITTEN CONSENT OF SVA ARCHITECTS, INC. ALL RIGHTS RESERVED. COPYRIGHT 2020



MAYOR  
Miguel A. Pulido  
MAYOR PRO TEM  
Juan Villegas  
COUNCILMEMBERS  
Phil Bacerra  
Nelida Mendoza  
David Penaloza  
Vicente Sarmiento  
Jose Solorio



CITY MANAGER  
Kristine Ridge  
CITY ATTORNEY  
Sonia R. Carvalho  
CLERK OF THE COUNCIL  
Daisy Gomez

## CITY OF SANTA ANA

### Planning and Building Agency

20 Civic Center Plaza • P.O. Box 1988  
Santa Ana, California 92702  
[www.santa-ana.org/pba](http://www.santa-ana.org/pba)

June 8, 2020

Also sent via email to: [awashburn@nationalcore.org](mailto:awashburn@nationalcore.org)

Alexa Washburn  
National Community Renaissance of California  
9421 Haven Avenue  
Rancho Cucamonga, CA 91730

Subject: Site Addresses for New Mixed-Use Project ("Legacy Square") at 301 East Santa Ana Boulevard in Santa Ana (formerly 609 and 615 North Spurgeon Street)

Dear Ms. Washburn:

The City of Santa Ana Planning & Building Agency is the responsible agency for legal addressing within the City of Santa Ana's jurisdiction. This letter confirms the existence of the addresses for the mixed-use project at 301 East Santa Ana Boulevard in Santa Ana (formerly 609 and 615 North Spurgeon Street). The addresses and floor plans are contained within Exhibits A and B. Please note that property owner(s) information and/or Assessor Parcel Number(s) on the list may be subject to change or updates as received information is received by the City.

Please update your records accordingly. You may contact me by phone at (714) 667-2790 or by email at [PGomez@santa-ana.org](mailto:PGomez@santa-ana.org) if I can answer any questions.

Sincerely,

Pedro Gomez, AICP  
Associate Planner

Attachments:

- A. Address List
- B. Site Plan

PG:

M:\Letters\Addressing\ Legacy Square - 300 E. Santa Ana Blvd

SANTA ANA CITY COUNCIL

**PROJECT NAME: LEGACY SQUARE APARTMENTS**

**PRIMARY BUILDING ADDRESS: 301 EAST SANTA ANA BOULEVARD**

*Highlighted Unit #'s for internal City addressing only.*

*All other addressing for internal complex identification.*

**Room Schedule / UNIT NUMBERS**

UNIT NUMBER	UNIT NAME	LEVEL	~ NET AREA
P1	PARKING	LEVEL 1 - PARKING	37,454 SF
100-A	BACK OF HOUSE	LEVEL 1 - PARKING	4,660 SF
100	LEASING OFFICE	LEVEL 1 - PARKING	501 SF
100-A	CONF./OFFICE	LEVEL 1 - PARKING	149 SF
100-B	STORAGE	LEVEL 1 - PARKING	81 SF
100-C	RESTROOM	LEVEL 1 - PARKING	52 SF
102	LOBBY	LEVEL 1 - PARKING	358 SF
103	ELEV. ROOM	LEVEL 1 - PARKING	43 SF
104	MAIL ROOM	LEVEL 1 - PARKING	210 SF
109	UNIT 3B	LEVEL 1 - PARKING	1,023 SF
111	UNIT 2B	LEVEL 1 - PARKING	761 SF
113	UNIT 2B	LEVEL 1 - PARKING	761 SF
115	UNIT 2B	LEVEL 1 - PARKING	761 SF
117	UNIT 2B	LEVEL 1 - PARKING	761 SF
119	UNIT 3B	LEVEL 1 - PARKING	1,023 SF
131	UNIT 3B	LEVEL 1 - PARKING	1,018 SF
133	UNIT 2B	LEVEL 1 - PARKING	761 SF
135	UNIT 2B	LEVEL 1 - PARKING	754 SF
139	UNIT 3B	LEVEL 1 - PARKING	1,023 SF
141	COMMUNITY ROOM	LEVEL 1 - PARKING	3,038 SF
141-1	OFFICE #1	LEVEL 1 - PARKING	151 SF
141-2	OFFICE #2	LEVEL 1 - PARKING	151 SF
141-3	OFFICE #3	LEVEL 1 - PARKING	138 SF
141-C	STORAGE	LEVEL 1 - PARKING	128 SF
141-D	JAN.	LEVEL 1 - PARKING	10 SF
141-E	RR #1	LEVEL 1 - PARKING	53 SF
141-F	RR #2	LEVEL 1 - PARKING	53 SF
A	MIX-USE SPACE	LEVEL 1 - PARKING	1,504 SF
E1	ELEC. RM - MAIN	LEVEL 1 - PARKING	723 SF
E2	ELEC. ROOM	LEVEL 1 - PARKING	225 SF
ELEV.1	ELEVATOR	LEVEL 1 - PARKING	58 SF
F	FIRE PUMP	LEVEL 1 - PARKING	244 SF
G	GENERATOR	LEVEL 1 - PARKING	264 SF
M	MPOE	LEVEL 1 - PARKING	99 SF
S1	BIKE STORAGE	LEVEL 1 - PARKING	781 SF
S2	STORAGE	LEVEL 1 - PARKING	417 SF

S101	STAIR #1	LEVEL 1 - PARKING	235 SF
S102	STAIR #2	LEVEL 1 - PARKING	235 SF
S103	STAIR #3	LEVEL 1 - PARKING	235 SF
S104	STAIR #4	LEVEL 1 - PARKING	214 SF
T100	TRASH	LEVEL 1 - PARKING	594 SF
W	WATER PUMP	LEVEL 1 - PARKING	82 SF
201	UNIT 1A-3	LEVEL 2 - PODIUM	580 SF
203	UNIT 1A-2	LEVEL 2 - PODIUM	583 SF
205	UNIT 3A-4	LEVEL 2 - PODIUM	1,038 SF
206	UNIT 2A-FW1	LEVEL 2 - PODIUM	754 SF
208	UNIT 1A-FW	LEVEL 2 - PODIUM	551 SF
209	UNIT 3A-3	LEVEL 2 - PODIUM	1,050 SF
210	UNIT 3A	LEVEL 2 - PODIUM	1,048 SF
211	UNIT 2A-2	LEVEL 2 - PODIUM	775 SF
213	UNIT 2A-2	LEVEL 2 - PODIUM	775 SF
215	UNIT 2A-2	LEVEL 2 - PODIUM	775 SF
217	UNIT 2A	LEVEL 2 - PODIUM	766 SF
218	UNIT 3A	LEVEL 2 - PODIUM	1,029 SF
219	UNIT 3A-3	LEVEL 2 - PODIUM	1,050 SF
220	UNIT 2A	LEVEL 2 - PODIUM	753 SF
222	UNIT 3A	LEVEL 2 - PODIUM	1,048 SF
223	UNIT 2A-1	LEVEL 2 - PODIUM	747 SF
224	UNIT 1A-6	LEVEL 2 - PODIUM	541 SF
225	UNIT 3A-1	LEVEL 2 - PODIUM	1,030 SF
226	UNIT 2A-FW2	LEVEL 2 - PODIUM	778 SF
227	UNIT 1A-1	LEVEL 2 - PODIUM	510 SF
229	UNIT 1A	LEVEL 2 - PODIUM	522 SF
231	UNIT 3A	LEVEL 2 - PODIUM	1,026 SF
232	UNIT 1A-6	LEVEL 2 - PODIUM	534 SF
233	UNIT 2A	LEVEL 2 - PODIUM	753 SF
234	UNIT 1A-7	LEVEL 2 - PODIUM	541 SF
235	UNIT 2A-2	LEVEL 2 - PODIUM	775 SF
236	UNIT 2A	LEVEL 2 - PODIUM	771 SF
238	UNIT 2A	LEVEL 2 - PODIUM	758 SF
239	UNIT 3A-2	LEVEL 2 - PODIUM	1,059 SF
241	UNIT 1A-5	LEVEL 2 - PODIUM	564 SF
243	UNIT 1A-4	LEVEL 2 - PODIUM	558 SF
245	OFFICE	LEVEL 2 - PODIUM	620 SF
250	IDF	LEVEL 2 - PODIUM	49 SF
251	IDF	LEVEL 2 - PODIUM	76 SF
252	JAN.	LEVEL 2 - PODIUM	38 SF
C200	COURTYARD	LEVEL 2 - PODIUM	14,205 SF
C201	CORRIDOR #1	LEVEL 2 - PODIUM	5,070 SF
C202	CORRIDOR #2	LEVEL 2 - PODIUM	3,053 SF
C202	CORRIDOR #2	LEVEL 2 - PODIUM	976 SF
ELEV.2	ELEVATOR	LEVEL 2 - PODIUM	58 SF
L200	LAUNDRY	LEVEL 2 - PODIUM	287 SF
S201	STAIR #1	LEVEL 2 - PODIUM	233 SF

S202	STAIR #2	LEVEL 2 - PODIUM	241 SF
S203	STAIR #3	LEVEL 2 - PODIUM	233 SF
T200	TRASH	LEVEL 2 - PODIUM	50 SF
301	UNIT 1A-1	LEVEL 3	580 SF
303	UNIT 1A-1	LEVEL 3	583 SF
305	UNIT 3A-4	LEVEL 3	1,038 SF
306	UNIT 2A-FW1	LEVEL 3	772 SF
308	UNIT 1A-FW	LEVEL 3	551 SF
310	UNIT 3A	LEVEL 3	1,048 SF
311	UNIT 2A-2	LEVEL 3	775 SF
312	UNIT 2A-2	LEVEL 3	775 SF
315	UNIT 2A-2	LEVEL 3	775 SF
317	UNIT 2A	LEVEL 3	766 SF
318	UNIT 3A	LEVEL 3	1,029 SF
320	UNIT 2A	LEVEL 3	753 SF
322	UNIT 3A	LEVEL 3	1,048 SF
323	UNIT 2A-1	LEVEL 3	752 SF
324	UNIT 1A	LEVEL 3	541 SF
325	UNIT 3A-1	LEVEL 3	1,038 SF
326	UNIT 2A-FW2	LEVEL 3	778 SF
327	UNIT 1A-1	LEVEL 3	525 SF
329	UNIT 1A	LEVEL 3	522 SF
332	UNIT 1A	LEVEL 3	541 SF
333	UNIT 2A	LEVEL 3	753 SF
334	UNIT 1A	LEVEL 3	541 SF
335	UNIT 2A-2	LEVEL 3	775 SF
336	UNIT 2A	LEVEL 3	771 SF
338	UNIT 2A	LEVEL 3	758 SF
339	UNIT 3A-2	LEVEL 3	1,059 SF
341	UNIT 1A-1	LEVEL 3	564 SF
343	UNIT 1A-1	LEVEL 3	558 SF
345	MAINTENANCE	LEVEL 3	620 SF
350	IDF	LEVEL 3	49 SF
351	IDF	LEVEL 3	76 SF
352	JAN.	LEVEL 3	38 SF
353	STORAGE	LEVEL 3	48 SF
C301	CORRIDOR #1	LEVEL 3	4,622 SF
C302	CORRIDOR #2	LEVEL 3	4,643 SF
ELEV.3	ELEVATOR	LEVEL 3	58 SF
L300	LAUNDRY	LEVEL 3	287 SF
S301	STAIR #1	LEVEL 3	233 SF
S302	STAIR #2	LEVEL 3	241 SF
S303	STAIR #3	LEVEL 3	233 SF
T300	TRASH	LEVEL 3	50 SF
401	UNIT 1A-1	LEVEL 4	580 SF
403	UNIT 1A-1	LEVEL 4	583 SF
405	UNIT 3A-4	LEVEL 4	1,038 SF
406	UNIT 2A-FW	LEVEL 4	772 SF

408	UNIT 1A	LEVEL 4	551 SF
410	UNIT 3A	LEVEL 4	1,048 SF
415	UNIT 2A-2	LEVEL 4	775 SF
417	UNIT 2A	LEVEL 4	766 SF
418	UNIT 3A	LEVEL 4	1,029 SF
422	UNIT 3A	LEVEL 4	1,048 SF
423	UNIT 2A-1	LEVEL 4	752 SF
424	UNIT 1A	LEVEL 4	541 SF
425	UNIT 3A-1	LEVEL 4	1,038 SF
426	UNIT 2A-FW2	LEVEL 4	778 SF
427	UNIT 1A-1	LEVEL 4	525 SF
429	UNIT 1A	LEVEL 4	522 SF
432	UNIT 1A	LEVEL 4	541 SF
433	UNIT 2A	LEVEL 4	753 SF
434	UNIT 1A	LEVEL 4	541 SF
435	UNIT 2A-2	LEVEL 4	775 SF
436	UNIT 2A	LEVEL 4	771 SF
438	UNIT 2A	LEVEL 4	758 SF
441	UNIT 1A-1	LEVEL 4	564 SF
443	UNIT 1A-1	LEVEL 4	558 SF
445	OFFICE	LEVEL 4	620 SF
450	IDF	LEVEL 4	49 SF
451	IDF	LEVEL 4	76 SF
452	JAN.	LEVEL 4	38 SF
C401	CORRIDOR #1	LEVEL 4	4,291 SF
C402	CORRIDOR #2	LEVEL 4	4,849 SF
ELEV.4	ELEVATOR	LEVEL 4	58 SF
L400	LAUNDRY	LEVEL 4	287 SF
S401	STAIR #1	LEVEL 4	233 SF
S402	STAIR #2	LEVEL 4	241 SF
S403	STAIR #3	LEVEL 4	233 SF
T400	TRASH	LEVEL 4	50 SF

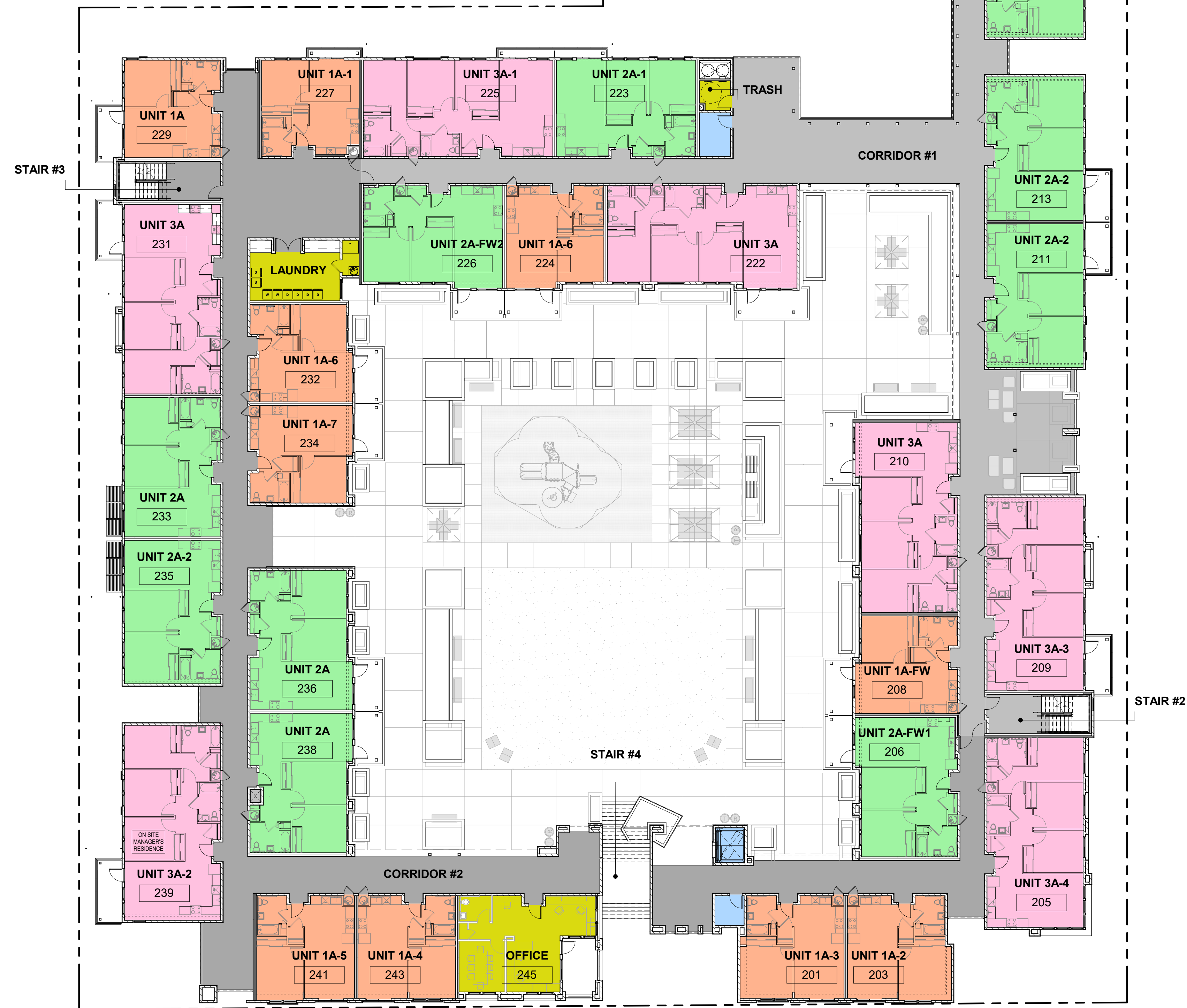


PRIMARY ASSIGNED BUILDING ADDRESS:  
301 EAST SANTA ANA BOULEVARD, UNIT ###  
SANTA ANA, CA, 92701

UNIT #A UNIT TYPE  
### UNIT NUMBER PER ADDRESSING PLANS

- UNIT-1A \_ ONE BEDROOM DWELLING UNITS
- UNIT-2A \_ TWO BEDROOM DWELLING UNITS
- UNIT-2B \_ TWO BEDROOM DWELLING UNITS @STREETFRONT
- UNIT-3A \_ THREE BEDROOM DWELLING UNITS
- UNIT-3B \_ THREE BEDROOM DWELLING UNITS @STREETFRONT
- CIRCULATION
- MECHANICAL, ELECTRICAL AND SUPPORT AREA
- COMMON AREA OPERATION
- MECHANICAL AND SUPPORT AREA

**ADDRESSING PLAN LEGEND**



2 ADDRESSING PLAN - LEVEL 2  
1/16" = 1'-0"



1 ADDRESSING PLAN - LEVEL 1  
1/16" = 1'-0"

THINK CONTEXT

# LEGACY SQUARE

A P A R T M E N T



CLIENT:  
NATIONAL COMMUNITY RENAISSANCE  
  
301 EAST SANTA ANA BOULEVARD  
SANTA ANA, CA, 92701

DATE ISSUED: 05/22/2020  
PROJECT NO: 2018-40109  
SCALE: 1/16" = 1'-0"

SHEET NUMBER: P-20.1  
**ADDRESSING PLAN - LEVEL 1  
AND LEVEL 2**

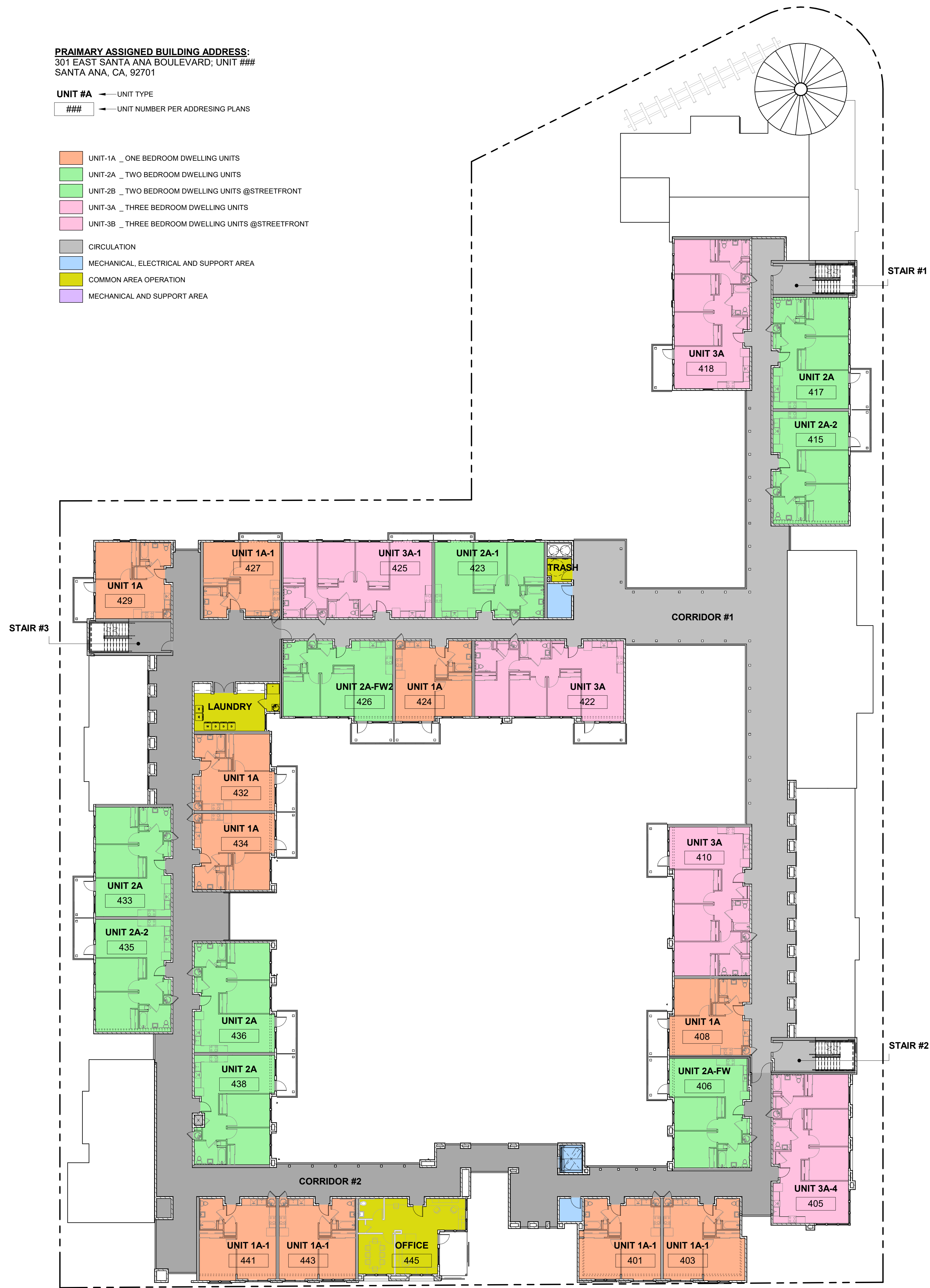


**ARCHITECTS**  
1000 CALIFORNIA STREET, SUITE 1000, SANTA ANA, CALIFORNIA 92701  
TEL: 949.261.2000 WWW.SVA-ARCHITECTS.COM

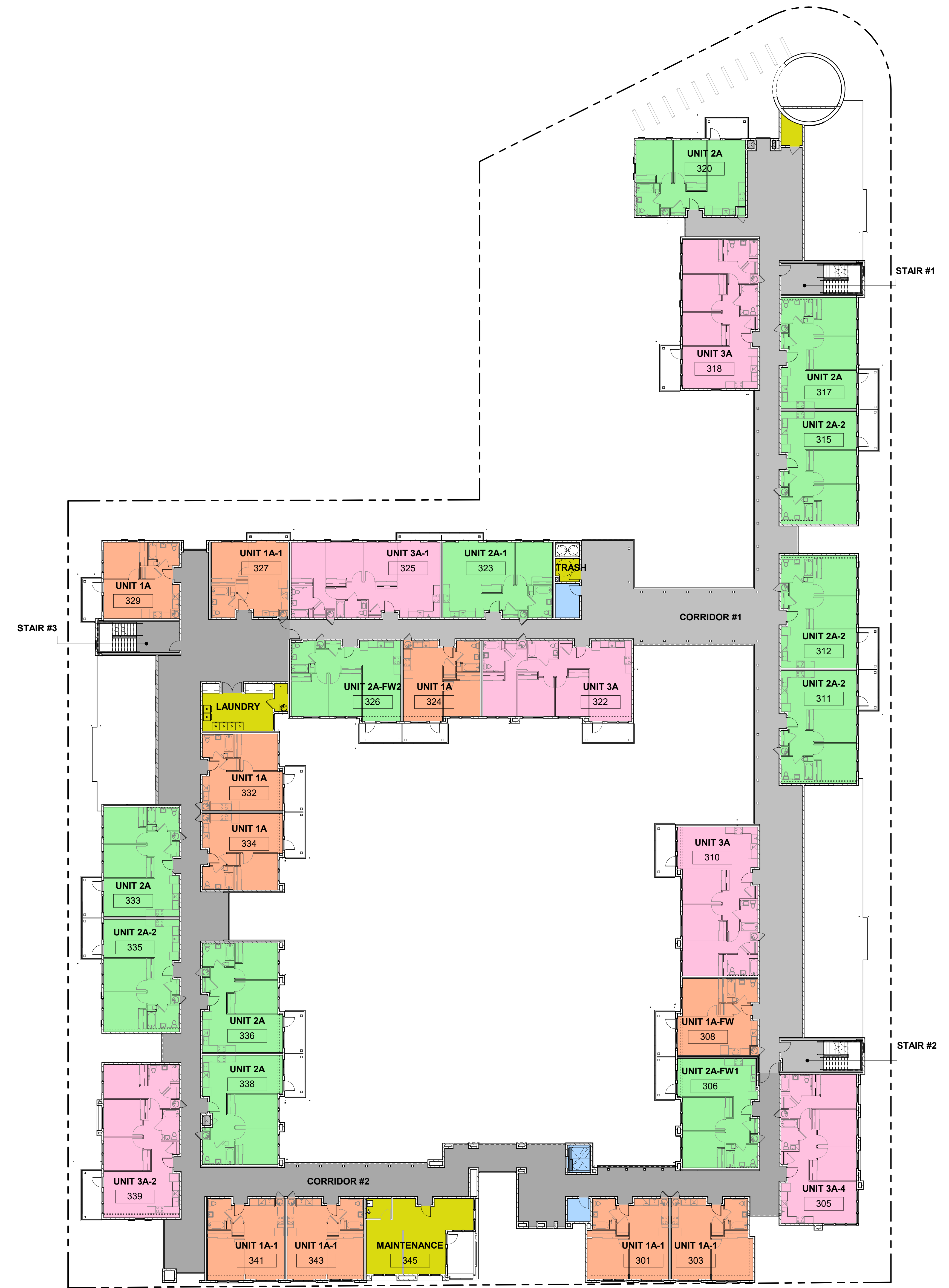
PRIMARY ASSIGNED BUILDING ADDRESS:  
301 EAST SANTA ANA BOULEVARD, UNIT ###  
SANTA ANA, CA, 92701

UNIT #A → UNIT TYPE  
### → UNIT NUMBER PER ADDRESSING PLANS

- UNIT-1A \_ ONE BEDROOM DWELLING UNITS
- UNIT-2A \_ TWO BEDROOM DWELLING UNITS
- UNIT-2B \_ TWO BEDROOM DWELLING UNITS @STREETFRONT
- UNIT-3A \_ THREE BEDROOM DWELLING UNITS
- UNIT-3B \_ THREE BEDROOM DWELLING UNITS @STREETFRONT
- CIRCULATION
- MECHANICAL, ELECTRICAL AND SUPPORT AREA
- COMMON AREA OPERATION
- MECHANICAL AND SUPPORT AREA



④ ADDRESSING PLAN - LEVEL 4  
1/16" = 1'-0"



③ ADDRESSING PLAN - LEVEL 3  
1/16" = 1'-0"

# LEGACY SQUARE

A P A R T M E N T



CLIENT:  
NATIONAL COMMUNITY RENAISSANCE  
  
301 EAST SANTA ANA BOULEVARD  
SANTA ANA, CA, 92701

DATE ISSUED: 05/22/2020  
PROJECT NO: 2018-40109  
SCALE: 1/16" = 1'-0"  
SHEET NUMBER: P-20.2  
ADDRESSING PLAN - LEVEL 3  
AND LEVEL 4



THIS DOCUMENT CONTAINS INFORMATION PROPRIETARY TO SVA ARCHITECTS, INC. AND IS FURNISHED IN CONFIDENCE FOR THE LIMITED PURPOSE OF EVALUATION, DESIGN OR REPAIR. THIS DOCUMENT OR ITS CONTENTS MAY NOT BE USED FOR ANY OTHER PURPOSE AND MAY NOT BE REPRODUCED OR DISSEMINATED TO OTHERS WITHOUT THE WRITTEN CONSENT OF SVA ARCHITECTS, INC. ALL RIGHTS RESERVED. COPYRIGHT © 2020