

2020 Census

1

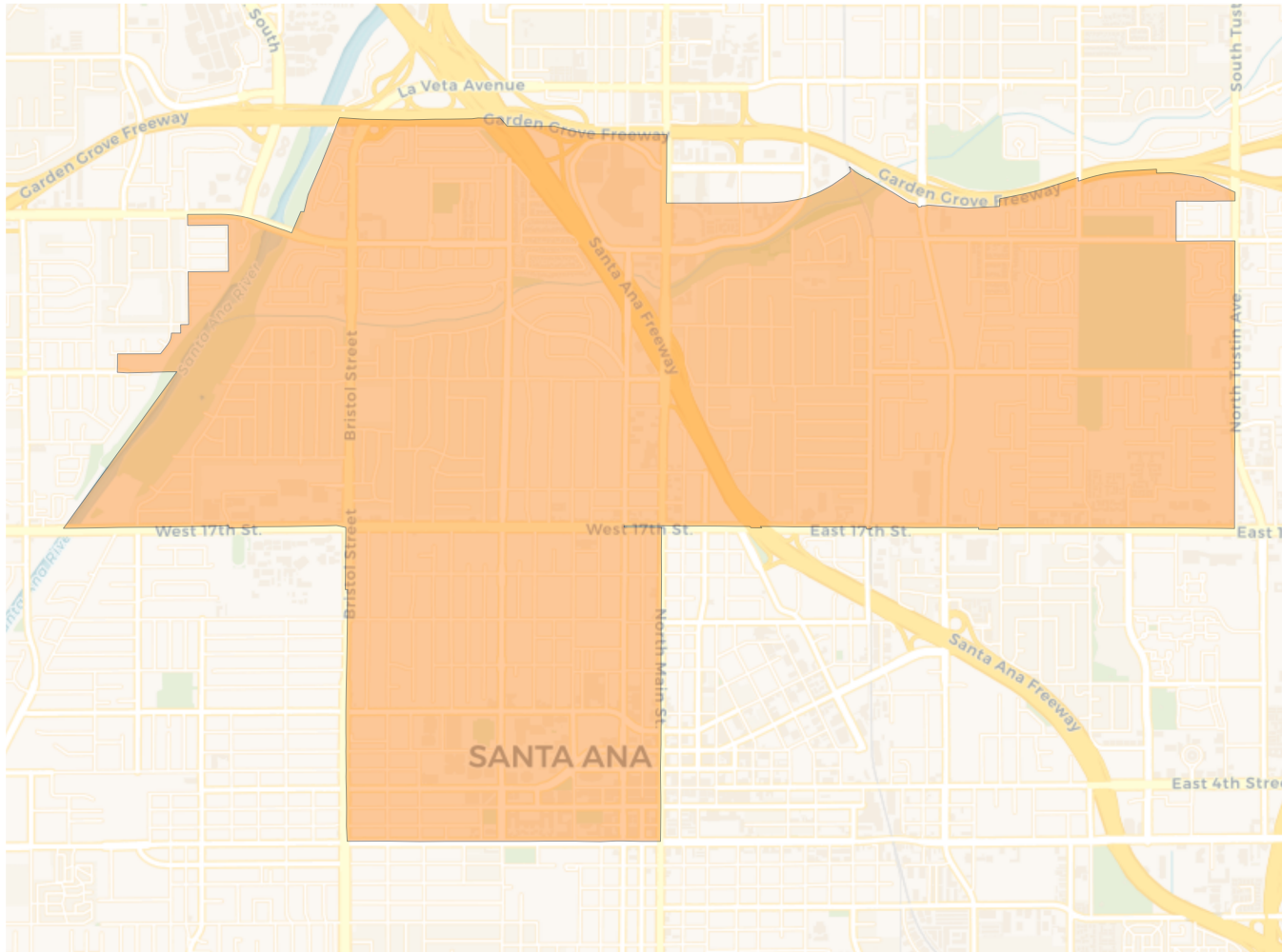
Population	52,227
Deviation	0
Deviation %	0.0%
Other	11,287
Other %	21.6%
Latino	36,377
Latino %	69.7%
Asian	3,816
Asian %	7.3%
Black	747
Black %	1.4%

Citizen Voting Age Population (CVAP)

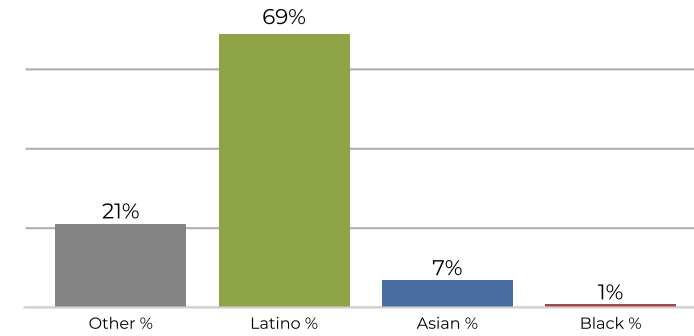
1

Total CVAP	27,060
Other CVAP	9,889
Other CVAP %	36.5%
Latino CVAP	14,084
Latino CVAP %	52.0%
Asian CVAP	2,382
Asian CVAP %	8.8%
Black CVAP	705
Black CVAP %	2.6%

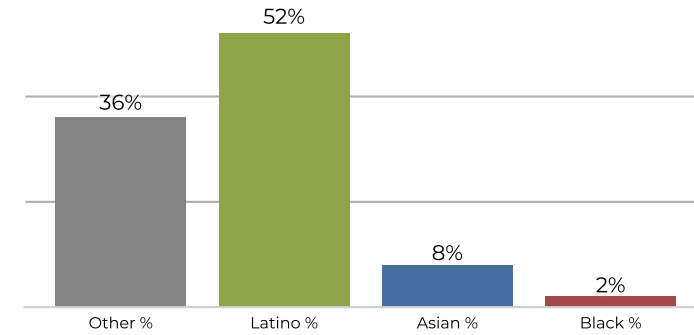
District 1



2020 Census



Citizen Voting Age Population



Population	Deviation	Deviation %	Other	Other %	Latino	Latino %	Asian	Asian %	Black	Black %
52,227	0	0.0%	11,287	21.6%	36,377	69.7%	3,816	7.3%	747	1.4%
Total CVAP	Other CVAP	Other CVAP %	Latino CVAP	Latino CVAP %	Asian CVAP	Asian CVAP %	Black CVAP	Black CVAP %		
27,060	9,889	36.5%	14,084	52.0%	2,382	8.8%	705	2.6%		